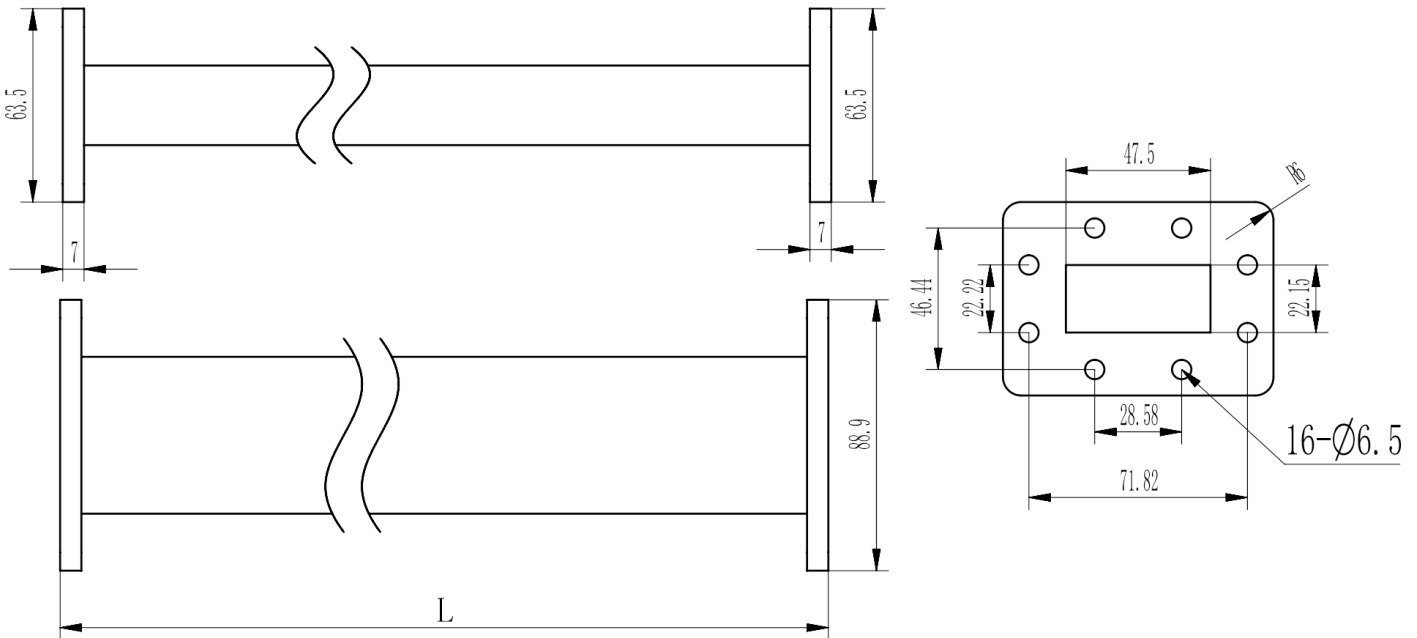




WR187(R48) Straight Waveguide, RWG187-L 3.94-5.99GHz, UDR48 Flange

Dimensions(mm) Tolerance±1%



Electrical & Environmental

Frequency Range	3.94-5.99GHz
VSWR	1.1 Max
Temperature Range	-40°C~+70°C

Mechanical & Product Information

Product Number	RWG187-L
Product Type	Straight Waveguide
Waveguide 1	WR187(R48), UDR48 Flange
Waveguide 2	WR187(R48), UDR48 Flange
Waveguide Body	Aluminum, grey painted
Center Contact	Aluminum, electric conductive oxidation

Product Selection, Customizable

RFTOP P/N	L(mm)	IL(dB)
RWG187-80	80	0.06
RWG187-100	100	0.06
RWG187-150	150	0.06
RWG187-200	200	0.07
RWG187-250	250	0.07
RWG187-400	400	0.09

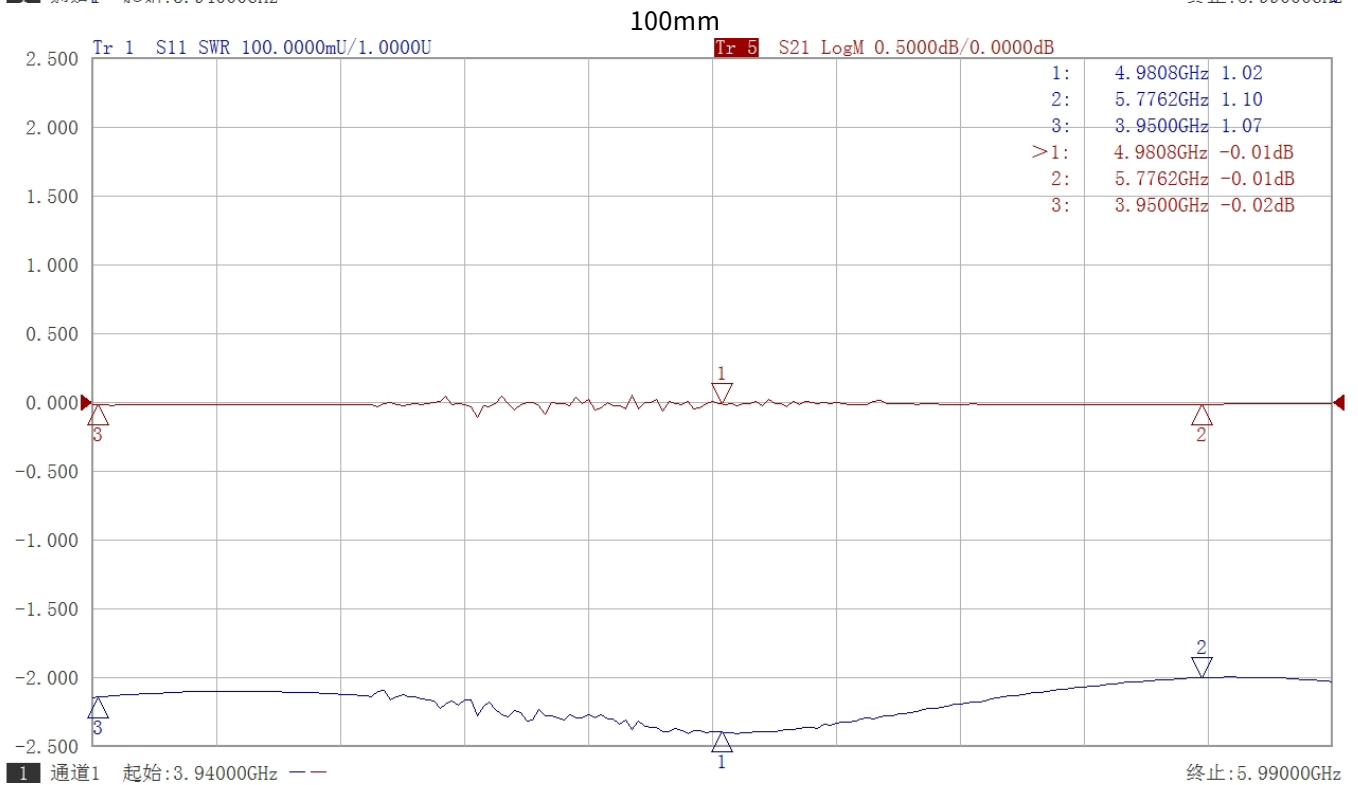
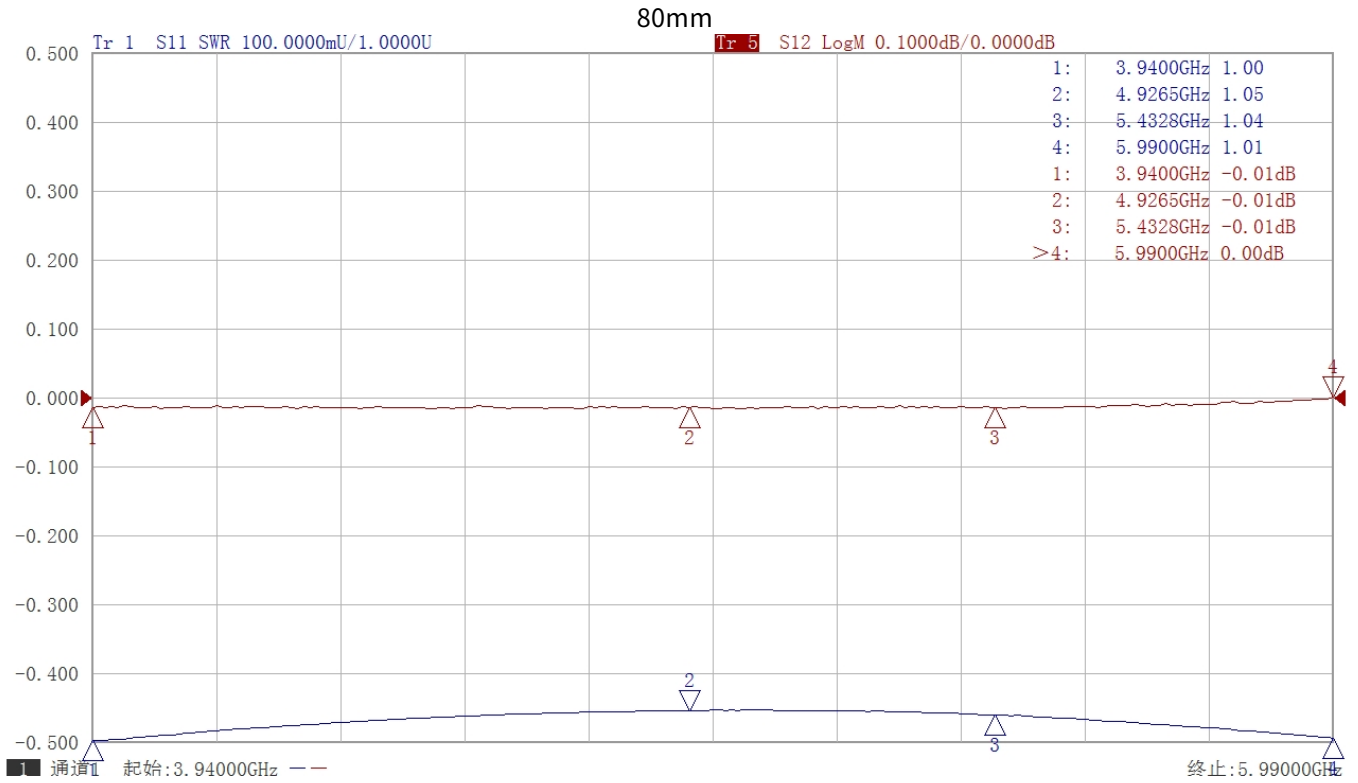
Notes

1. Customized services include: length and structure and flange type.
2. The marked loss is the theoretical estimated loss, for reference only, the specific product after processing test shall prevail.
3. Please refer to the second page of the specification of typical electrical performance measured curve.



WR187(R48) Straight Waveguide, RWG187-L 3.94-5.99GHz, UDR48 Flange

Typical Test Data





WR187(R48) Straight Waveguide, RWG187-L 3.94-5.99GHz, UDR48 Flange

Typical Test Data

150mm

