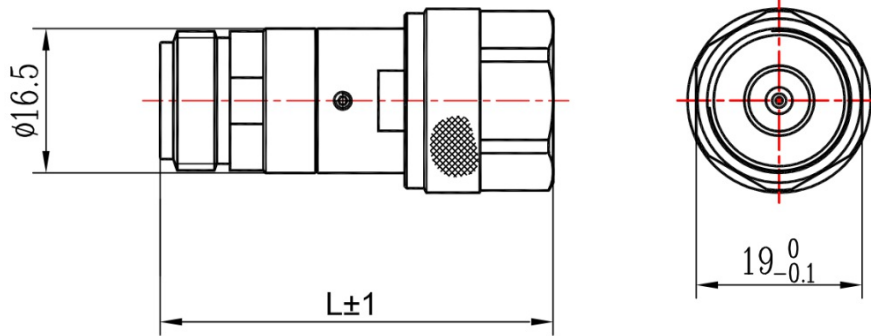




N Coaxial Fixed Attenuator, R4N2-XX DC-4GHz, 2W, 1-60dB, Bidirectional, Round

Dimensions(mm) Tolerance±1%



0-30dB: L=45
40-60dB: L=48

Electrical & Environmental

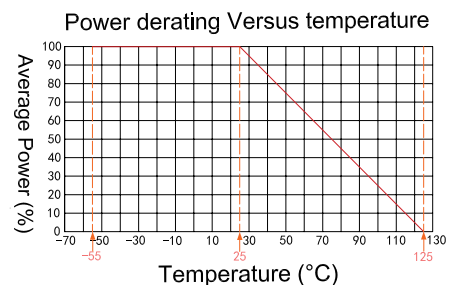
Frequency Range	DC-4GHz , 50Ohms
VSWR	1.2 Max
Input Avg Power	2W @25°C
Peak Power	200W (5μsec pulse width, 0.5% duty cycle)
Temp Coefficient	<0.0004 dB/dB/°C
Direction	Bidirectional, N male to N female
Attenuation	1-60dB
Operating Temp	-55°C~+125°C

Product Selection, Customizable		
RFTOP P/N	ATTEN	Accuracy
R4N2-3	3 dB	±0.4 dB
R4N2-6	6 dB	±0.4 dB
R4N2-10	10 dB	±0.4 dB
R4N2-20	20 dB	±0.5 dB
R4N2-30	30 dB	±0.6 dB
R4N2-40	40 dB	±0.7 dB
R4N2-50	50 dB	±0.7 dB
R4N2-60	60 dB	±0.8 dB

Mechanical & Product Information

Product Number	R4N2-XX
Product Type	Coaxial Fixed Attenuator, P-Grade
Connector	N male, N female
Connector Body	Ternary alloy plated brass
Center Contact	Gold plated brass, Gold plated beryllium copper
Heat Sink	N/A
Net Weight	About 55.0g

Notes: Pay attention to input/output. To ensure longevity and performance, do not use at full power for a long time. Peak power, pulse width, and duty cycle need to meet the requirements. Input high power, require heat dissipation, maintain temperature within 80°C. Reference Curve, derate linearly to 0.2W at 100°C.



1. Customized connectors, dimensions, directionality, PIM, dB values.
2. Refer to the RFTOP attenuator selection and usage guide.

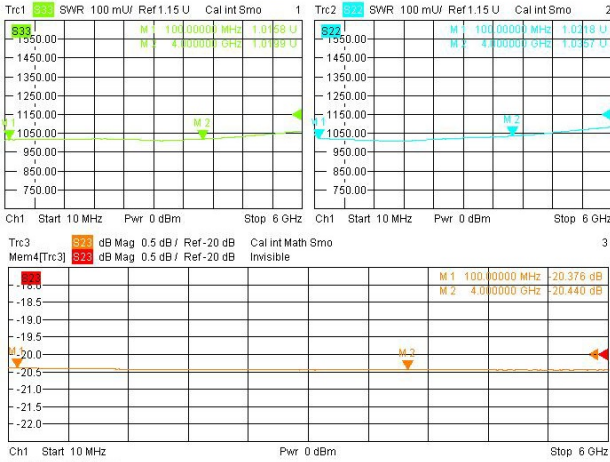


N Coaxial Fixed Attenuator, R4N2-XX

DC-4GHz, 2W, 1-60dB, Bidirectional, Round

Typical Test Data

20dB



30dB

