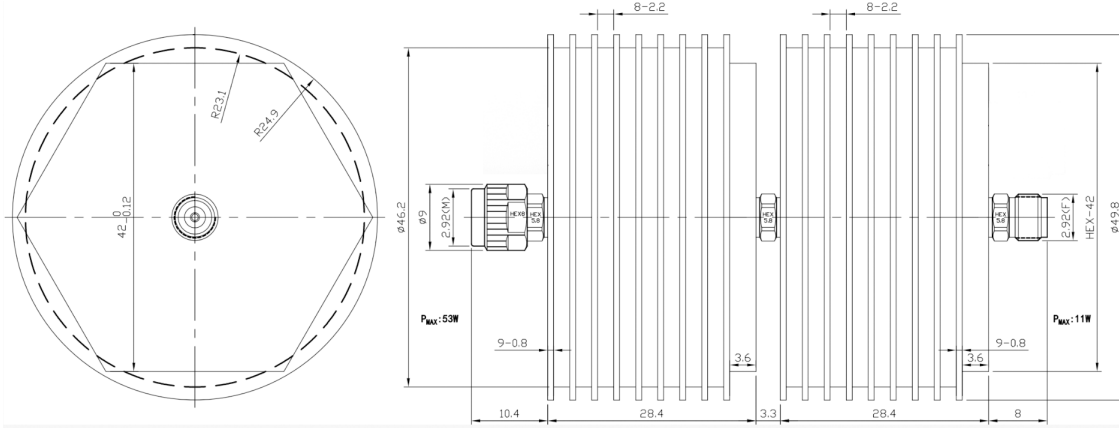




2.92mm Coaxial Fixed Attenuator, R4050U-XX DC-40GHz, 50W, 10-40dB, Unidirectional, Round

Dimensions(mm) Tolerance±1%



Electrical & Environmental

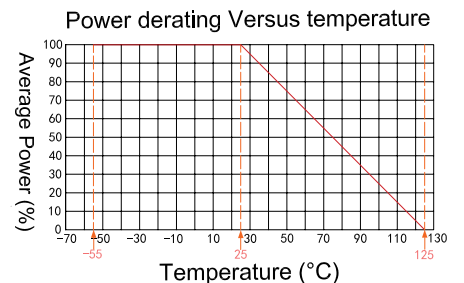
Frequency Range	DC-40GHz , 50Ohms
VSWR	1.38 Max
Input Avg Power	50W @25°C
Peak Power	200W (5μsec pulse width, 10% duty cycle)
Temp Coefficient	<0.0004 dB/dB/°C
Direction	Unidirectional, 2.92mm male input to 2.92mm female output
Attenuation	10-40dB
Operating Temp	-55°C~+100°C

Product Selection, Customizable		
RFTOP P/N	Values	Accuracy
R4050U-10	10dB	+3.2/-2.8dB
R4050U-20	20dB	+2.5/-2.2dB
R4050U-30	30dB	±2.2dB
R4050U-40	40dB	±2.2dB

Notes: Pay attention to input/output. To ensure longevity and performance, do not use at full power for a long time. Peak power, pulse width, and duty cycle need to meet the requirements. Input high power, require heat dissipation, maintain temperature within 80°C. Reference Curve, derate linearly to 5W at 100°C.

Mechanical & Product Information

Product Number	R4050U-XX
Product Type	Coaxial Fixed Attenuator, JP-Grade
Connector	2.92mm male, 2.92mm female
Connector Body	Passivated stainless steel
Center Contact	1.27um Gold plated beryllium copper
Heat Sink	Black anodized aluminum
Net Weight	About 280.0g



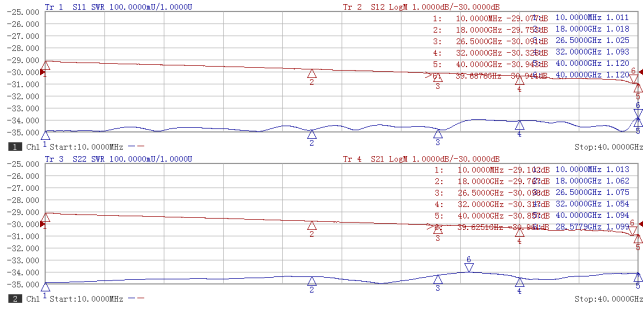
1. Customized connectors, dimensions, directionality, PIM, dB values.
2. Refer to the RFTOP attenuator selection and usage guide.



2.92mm Coaxial Fixed Attenuator, R4050U-XX DC-40GHz, 50W, 10-40dB, Unidirectional, Round

Typical Test Data

30dB



40dB

