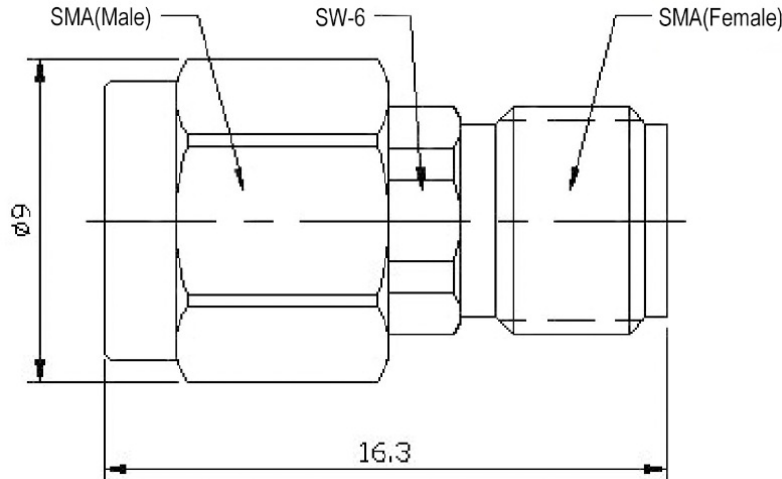




**SMA Coaxial Fixed Attenuator, R27S2-XX**  
**DC-26.5GHz, 2W, 1-30dB, Bidirectional, Round**

**Dimensions(mm) Tolerance±1%**



**Electrical & Environmental**

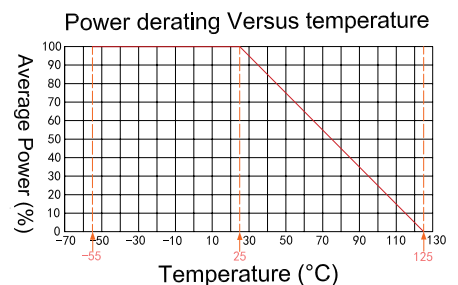
<b>Frequency Range</b>	DC-26.5GHz , 50Ohms
<b>VSWR</b>	1.25 Max
<b>Input Avg Power</b>	2W @25°C
<b>Peak Power</b>	20W (5µsec pulse width, 0.5% duty cycle)
<b>Temp Coefficient</b>	<0.0004 dB/dB/°C
<b>Direction</b>	Bidirectional, SMA male to SMA female
<b>Attenuation</b>	1-30dB
<b>Operating Temp</b>	-55°C~+125°C

Product Selection, Customizable		
RFTOP P/N	ATTEN	Accuracy
R27S2-3	3 dB	±0.6 dB
R27S2-5	5 dB	±0.6 dB
R27S2-6	6 dB	±0.6 dB
R27S2-10	10 dB	±0.6 dB
R27S2-15	15 dB	±0.6 dB
R27S2-20	20 dB	±0.6 dB
R27S2-25	25 dB	±0.6 dB
R27S2-30	30 dB	±0.6 dB

**Mechanical & Product Information**

<b>Product Number</b>	R27S2-XX
<b>Product Type</b>	Coaxial Fixed Attenuator, P-Grade
<b>Connector</b>	SMA male, SMA female
<b>Connector Body</b>	Passivated stainless steel
<b>Center Contact</b>	1.27um Gold plated brass & beryllium copper
<b>Heat Sink</b>	N/A
<b>Net Weight</b>	About 3.0g

**Notes:** Pay attention to input/output. To ensure longevity and performance, do not use at full power for a long time. Peak power, pulse width, and duty cycle need to meet the requirements. Input high power, require heat dissipation, maintain temperature within 60°C. Reference Curve, derate linearly to 0.2W at 100°C.



1. Customized connectors, dimensions, directionality, PIM, dB values.
2. Refer to the RFTOP attenuator selection and usage guide.

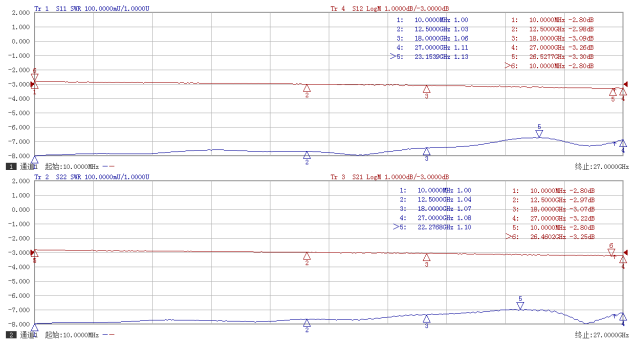
# SMA Coaxial Fixed Attenuator, R27S2-XX

## DC-26.5GHz, 2W, 1-30dB, Bidirectional, Round

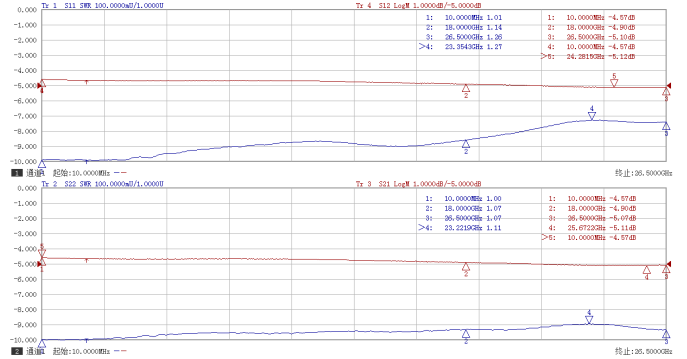


### Typical Test Data

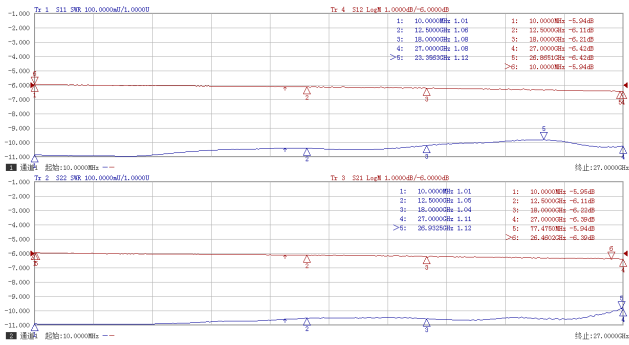
3dB



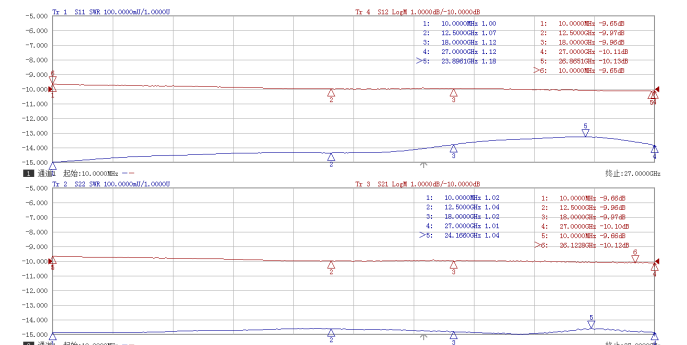
5dB



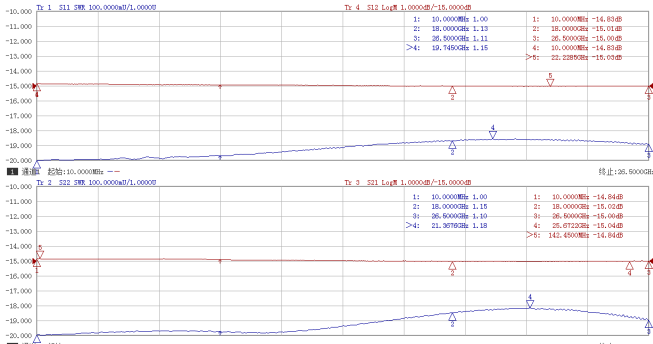
6dB



10dB



15dB



20dB

