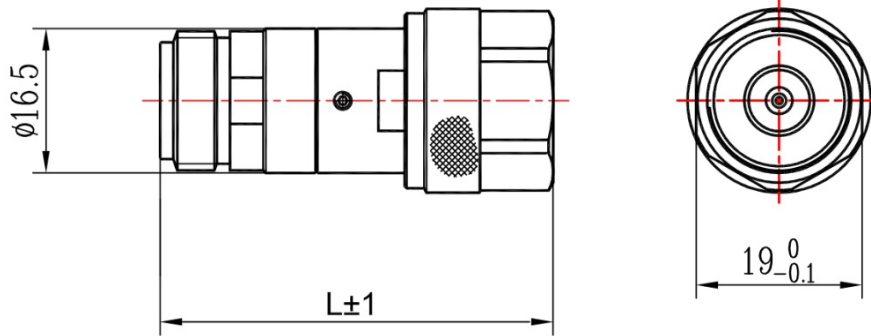




## N Coaxial Fixed Attenuator, R18N2-XX DC-18GHz, 2W, 1-60dB, Bidirectional, Round

### Dimensions(mm) Tolerance±1%



0-30dB: L=45

40-60dB: L=48

### Electrical & Environmental

<b>Frequency Range</b>	DC-18GHz , 50Ohms
<b>VSWR</b>	1.4 Max
<b>Input Avg Power</b>	2W @25°C
<b>Peak Power</b>	200W (5μsec pulse width, 0.5% duty cycle)
<b>Temp Coefficient</b>	<0.0004 dB/dB/°C
<b>Direction</b>	Bidirectional, N male to N female
<b>Attenuation</b>	1-60dB
<b>Operating Temp</b>	-55°C~+125°C

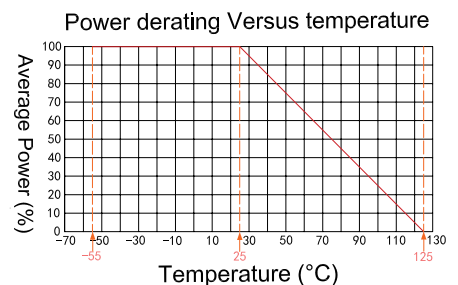
### Product Selection, Customizable

RFTOP P/N	ATTEN	Accuracy
R18N2-3	3 dB	±0.7 dB
R18N2-6	6 dB	±0.7 dB
R18N2-10	10 dB	±0.7 dB
R18N2-20	20 dB	±0.8 dB
R18N2-30	30 dB	±1.0 dB
R18N2-40	40 dB	±1.2 dB
R18N2-50	50 dB	±1.3 dB
R18N2-60	60 dB	±1.5 dB

### Mechanical & Product Information

<b>Product Number</b>	R18N2-XX
<b>Product Type</b>	Coaxial Fixed Attenuator, P-Grade
<b>Connector</b>	N male, N female
<b>Connector Body</b>	Passivated stainless steel
<b>Center Contact</b>	Gold plated brass, Gold plated beryllium copper
<b>Heat Sink</b>	N/A
<b>Net Weight</b>	About 55.0g

**Notes:** Pay attention to input/output. To ensure longevity and performance, do not use at full power for a long time. Peak power, pulse width, and duty cycle need to meet the requirements. Input high power, require heat dissipation, maintain temperature within 80°C. Reference Curve, derate linearly to 0.2W at 100°C.



1. Customized connectors, dimensions, directionality, PIM, dB values.

2. Refer to the RFTOP attenuator selection and usage guide.



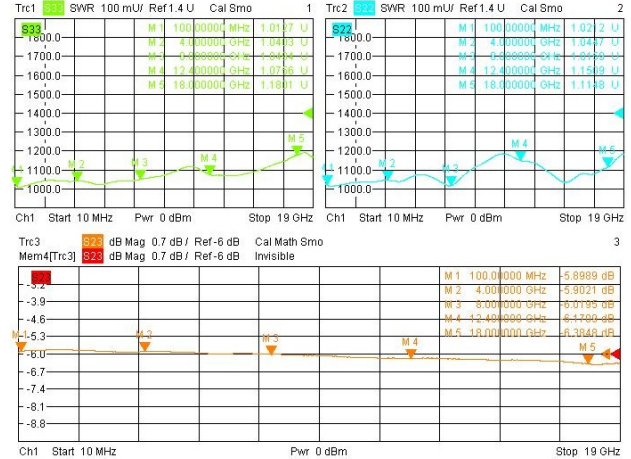
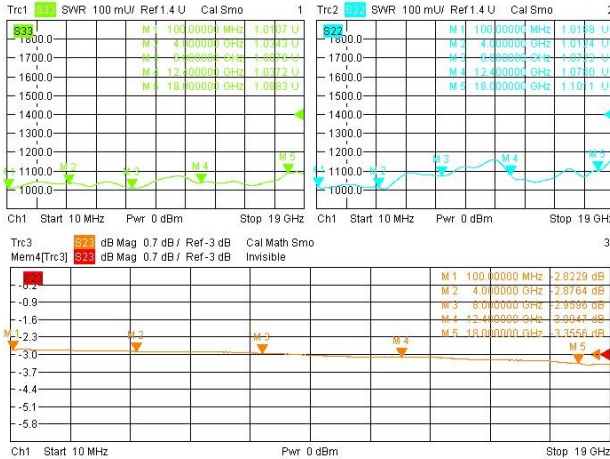
# N Coaxial Fixed Attenuator, R18N2-XX

## DC-18GHz, 2W, 1-60dB, Bidirectional, Round

### Typical Test Data

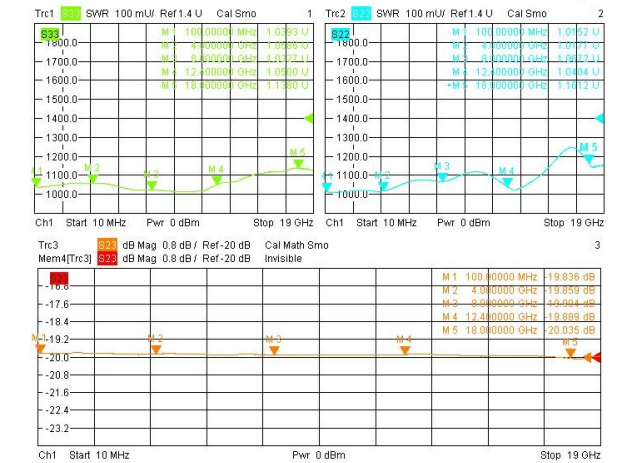
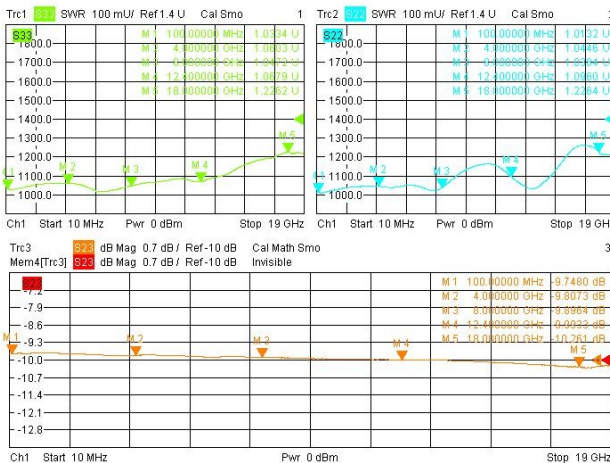
3dB

6dB



10dB

20dB



30dB

